

2/2 SERIES 8240

Direct Acting or Pilot Operated

Steam and Hot Water Valves

Brass Body • 1/8" to 1" NPT



The 8240 Series is a 2-way direct acting or pilot operated valve available in Normally Closed and Normally Open constructions. They are available AC or DC operated with brass bodies and can handle the challenges of high temperature fluids. They come standard with DIN connection coils. Dedicated constructions of the 8240 Series are suitable for the following applications:

- Steam and Hot Water

Construction

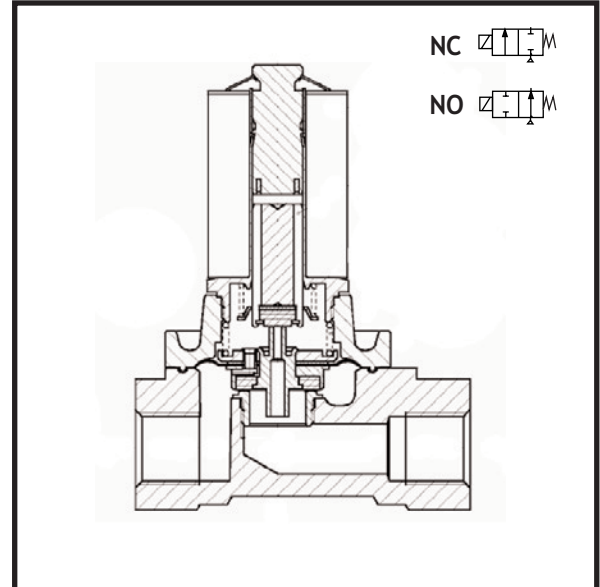
Valve Parts in Contact with Fluids	
Body	Brass
Seat	Stainless Steel
Core Tube	Stainless Steel
Core and Plugnut	Stainless Steel
Springs	Stainless Steel
Shading Coil	Copper
Discs and Seals	See Capabilities Chart



Electrical

Standard Coil Class of Insulation	Watt Rating and Power Consumption				Ambient Temp. °F	DIN Spare Coil Family	DIN Connection Size
	AC			AC/DC			
	DC Watts	Watts	VA Holding			VA Inrush	
H	6.0	6.0	10	16	15 to 140	Z614A	11 mm
H	9.2	9.2	14	23	15 to 140	ZA34A	18 mm
H	13.0	13.0	24	44	15 to 140	Z134A	18 mm
H	17.2	17.2	27	50	15 to 140	Z914A	18 mm
H	-	9.0	14	23	15 to 140	Z534A	18 mm

Standard Voltages: 24, 120, 240 volts AC, 60 Hz (or 110, 230 volts AC, 50 Hz). 12, 24 volts DC. Must be specified when ordering.





Specifications

Pipe Size (ins.)	Orifice Dia. (ins.)	Cv Flow	Operating Pressure Differential (psi)						Max. Fluid Temp. °F	Brass	Const. Ref.	UL	Wattage		Approx. Shipping Weight (lbs.)
			Min.	Max. AC		Max. DC		AC					DC		
				Steam	Hot Water	Steam	Hot Water								
Steam and Hot Water Service - Normally Closed															
1/8	1/16	0.11	0	435	435	290	290	340	SC8240S401	1	☐	6	6	1.3	
1/8	3/32	0.18	0	190	175	90	70	340	SC8240S402	1	☐	6	6	1.3	
1/4	1/8	0.33	0	120	245	70	70	340	SC8240S403	2	☐	9.2	9.2	1.5	
1/4	11/64	0.47	0	120	120	35	35	340	SC8240S404	2	☐	9.2	9.2	1.5	
3/8	3/8	2.34	6	120	120	-	-	340	SC8240S405	3	☐	6	-	1.6	
1/2	7/16	2.46	0	45	90	-	-	285	SC8240S406	4	☐	13	-	2.5	
1/2	3/8	2.93	6	120*	120*	-	-	340	SC8240S407	5	☐	6	-	2.0	
3/4	11/16	5.85	0	45	90	-	-	285	SC8240S408	6	☐	13	-	3.0	
3/4	5/8	5.25	6	90	90	-	-	340	SC8240S409	7	☐	9.0	-	2.0	
1	7/8	9.95	0	45	90	-	-	285	SC8240S410	8	-	17.2	-	4.7	
1	47/64	9.90	6	90	90	-	-	340	SC8240S411	9	☐	9.0	-	3.5	
Steam and Hot Water Service - Normally Open															
1/4	1/8	0.35	0	145	145	120	120	340	SC8240S412	10	☐	13	13	2.0	

☐ = Component Solenoid. * When 208-240/60, 220/50 coil is used, pressure is de-rated to 100 psi.

Capabilities Chart

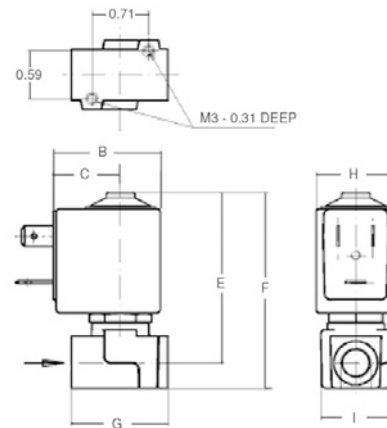
Solenoid Options							Base Catalog Number	Resilient Materials								Other		Standard Rebuild Kit	
NEMA Type 3-9	High Temp.	Wiring Box Screw Terminal	Multipin	DIN	Spade	Open Frame with Leads	Brass	NBR	FKM	EPDM	Ruby	Oxygen Service	PTFE	Urethane	Vacuum	Manual Operator	Mounting Bracket	Brass AC	Brass DC
-	●	-	-	●	-	-	SC8240S401	-	-	-	-	-	●	-	-	-	-	322982	322982
-	●	-	-	●	-	-	SC8240S402	-	-	-	-	-	●	-	-	-	-	322982	322982
-	●	-	-	●	-	-	SC8240S403	-	-	-	●	-	-	-	-	-	-	322984	322984
-	●	-	-	●	-	-	SC8240S404	-	-	-	●	-	-	-	-	-	-	322984	322984
-	●	-	-	●	-	-	SC8240S405	-	-	-	-	-	●	-	-	-	-	322986	-
-	●	-	-	●	-	-	SC8240S406	-	-	-	-	-	●	-	-	-	-	322987	-
-	●	-	-	●	-	-	SC8240S407	-	-	-	-	-	● ①	-	-	-	-	322986	-
-	●	-	-	●	-	-	SC8240S408	-	-	-	-	-	● ①	-	-	-	-	322989	-
-	●	-	-	●	-	-	SC8240S409	-	-	-	-	-	●	-	-	-	-	323199	-
-	●	-	-	●	-	-	SC8240S410	-	-	-	-	-	●	-	-	-	-	322990	-
-	●	-	-	●	-	-	SC8240S411	-	-	-	-	-	●	-	-	-	-	323200	-
-	●	-	-	●	-	-	SC8240S412	-	-	-	●	-	-	-	-	-	-	322991	322991

● = Standard. ① Core disc in EPDM, diaphragm in PTFE.

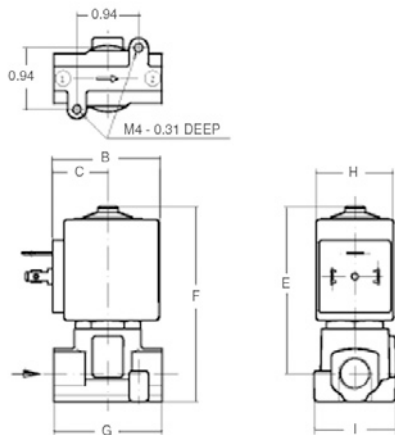
Dimensions: inches

Const. Ref.	A	B	C	D	E	F	G	H	I
1	-	1.32	0.83	-	2.13	2.44	1.18	0.98	0.87
2	-	1.63	0.85	-	2.57	3.00	1.65	1.18	1.26
3	-	1.32	0.83	-	2.72	3.15	2.36	0.98	1.57
4	-	1.93	1.10	-	3.13	3.66	2.60	1.64	1.64
5	-	1.32	0.83	-	2.83	3.35	2.60	0.98	1.57
6	-	1.93	1.10	-	3.33	4.00	3.11	1.64	2.01
7	-	1.69	1.06	-	3.07	3.72	3.11	1.26	1.97
8	-	2.33	1.38	-	4.13	4.96	4.13	1.91	2.80
9	-	1.69	1.06	-	4.01	4.84	4.13	1.26	2.79
10	-	1.93	1.10	-	2.74	3.18	1.65	1.65	-

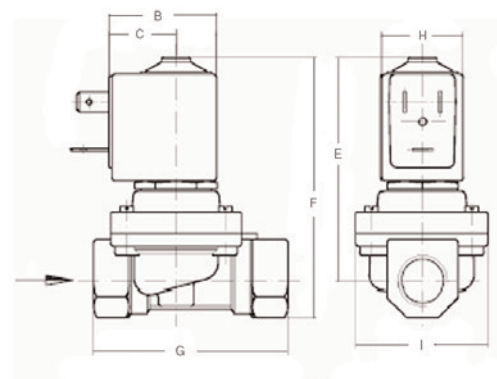
Const. Ref. 1



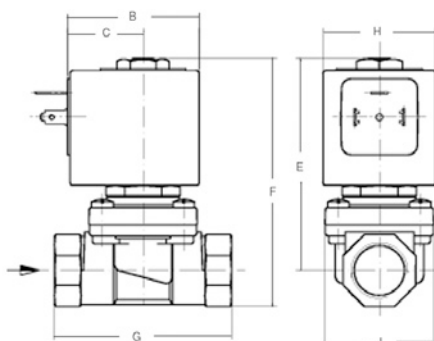
Const. Ref. 2



Const. Ref. 3, 5, 7, 9



Const. Ref. 4, 6, 8



Const. Ref. 10

